

DUDDON DASH

SEDBERGH



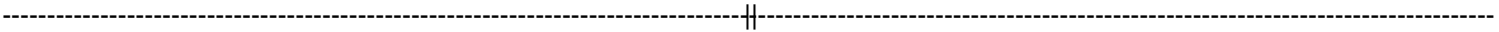
FRA Challenge
2025

CLOUGH PIKE

EDALE

Ambleside AC

TEBAY



The layout is designed to fit an 8" x 6" picture frame. Trim just above the dotted line for 6" height.
There are central marks .. and || , top and bottom respectively to help measure the required width on A4; 4" on either side.

DUDDON DASH

SEDBERGH



FRA Challenge
2025

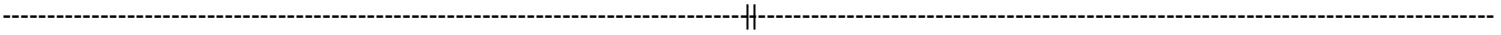
CLOUGH PIKE

EDALE

Ambleside AC

Jenny Bamforth

TEBAY



The layout is designed to fit an 8" x 6" picture frame. Trim just above the dotted line for 6" height.
There are central marks .. and || , top and bottom respectively to help measure the required width on A4; 4" on either side.

DUDDON DASH

SEDBERGH



FRA Challenge
2025

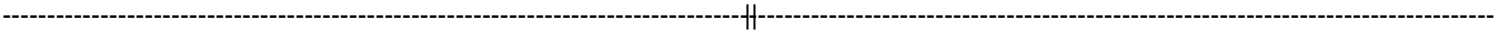
CLOUGH PIKE

EDALE

Ambleside AC

Sam Bamforth

TEBAY



The layout is designed to fit an 8" x 6" picture frame. Trim just above the dotted line for 6" height.
There are central marks .. and || , top and bottom respectively to help measure the required width on A4; 4" on either side.

DUDDON DASH

SEDBERGH



FRA Challenge
2025

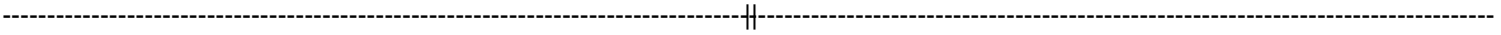
CLOUGH PIKE

EDALE

Ambleside AC

Romy Barron

TEBAY



The layout is designed to fit an 8" x 6" picture frame. Trim just above the dotted line for 6" height.
There are central marks .. and || , top and bottom respectively to help measure the required width on A4; 4" on either side.

DUDDON DASH

SEDBERGH



FRA Challenge
2025

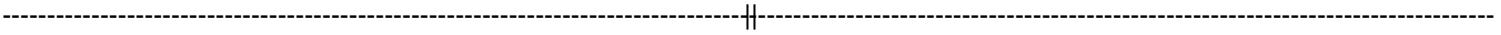
CLOUGH PIKE

EDALE

Ambleside AC

Judah Basham

TEBAY



The layout is designed to fit an 8" x 6" picture frame. Trim just above the dotted line for 6" height.
There are central marks .. and || , top and bottom respectively to help measure the required width on A4; 4" on either side.

DUDDON DASH

SEDBERGH



FRA Challenge
2025

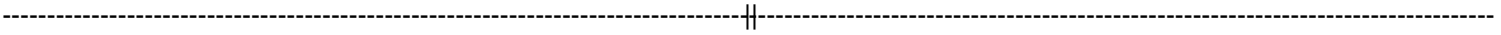
CLOUGH PIKE

EDALE

Ambleside AC

Harry Briggs

TEBAY



The layout is designed to fit an 8" x 6" picture frame. Trim just above the dotted line for 6" height.
There are central marks .. and || , top and bottom respectively to help measure the required width on A4; 4" on either side.

DUDDON DASH

SEDBERGH



FRA Challenge
2025

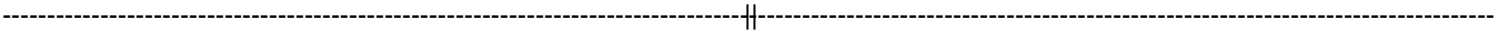
CLOUGH PIKE

EDALE

Ambleside AC

Rosie Briggs

TEBAY



The layout is designed to fit an 8" x 6" picture frame. Trim just above the dotted line for 6" height.
There are central marks .. and || , top and bottom respectively to help measure the required width on A4; 4" on either side.

DUDDON DASH

SEDBERGH



FRA Challenge
2025

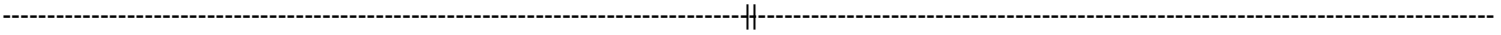
CLOUGH PIKE

EDALE

Ambleside AC

George Butler

TEBAY



The layout is designed to fit an 8" x 6" picture frame. Trim just above the dotted line for 6" height.
There are central marks .. and || , top and bottom respectively to help measure the required width on A4; 4" on either side.

DUDDON DASH

SEDBERGH



FRA Challenge
2025

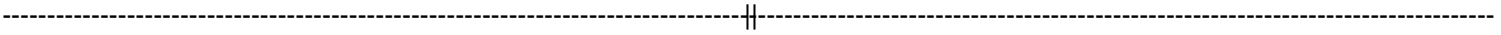
CLOUGH PIKE

EDALE

Ambleside AC

Louise Butlin-Garside

TEBAY



The layout is designed to fit an 8" x 6" picture frame. Trim just above the dotted line for 6" height.
There are central marks .. and || , top and bottom respectively to help measure the required width on A4; 4" on either side.

DUDDON DASH

SEDBERGH



FRA Challenge
2025

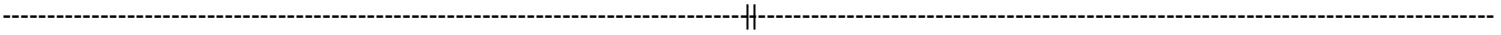
CLOUGH PIKE

EDALE

Ambleside AC

Veritu Butlin-Garside

TEBAY



The layout is designed to fit an 8" x 6" picture frame. Trim just above the dotted line for 6" height.
There are central marks .. and || , top and bottom respectively to help measure the required width on A4; 4" on either side.

DUDDON DASH

SEDBERGH



FRA Challenge
2025

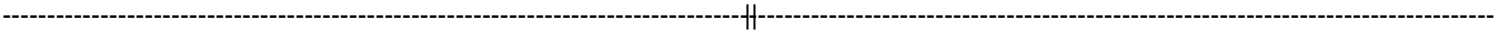
CLOUGH PIKE

EDALE

Ambleside AC

Francis Coombe

TEBAY



The layout is designed to fit an 8" x 6" picture frame. Trim just above the dotted line for 6" height.
There are central marks .. and || , top and bottom respectively to help measure the required width on A4; 4" on either side.

DUDDON DASH

SEDBERGH



FRA Challenge
2025

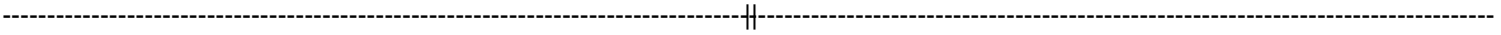
CLOUGH PIKE

EDALE

Ambleside AC

Edith Crompton

TEBAY



The layout is designed to fit an 8" x 6" picture frame. Trim just above the dotted line for 6" height.
There are central marks .. and || , top and bottom respectively to help measure the required width on A4; 4" on either side.

DUDDON DASH

SEDBERGH



FRA Challenge
2025

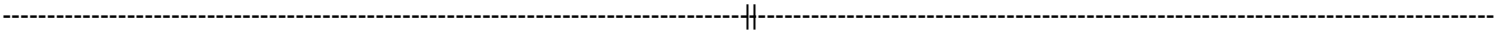
CLOUGH PIKE

EDALE

Ambleside AC

Alice Hodgson

TEBAY



The layout is designed to fit an 8" x 6" picture frame. Trim just above the dotted line for 6" height.
There are central marks .. and || , top and bottom respectively to help measure the required width on A4; 4" on either side.

DUDDON DASH

SEDBERGH



FRA Challenge
2025

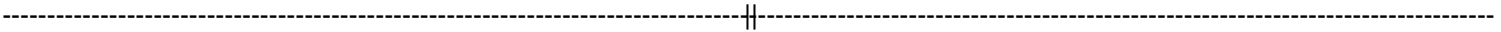
CLOUGH PIKE

EDALE

Ambleside AC

Lana Lefton

TEBAY



The layout is designed to fit an 8" x 6" picture frame. Trim just above the dotted line for 6" height.
There are central marks .. and || , top and bottom respectively to help measure the required width on A4; 4" on either side.

DUDDON DASH

SEDBERGH



FRA Challenge
2025

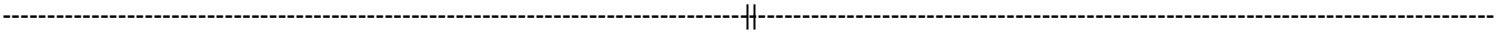
CLOUGH PIKE

EDALE

Ambleside AC

Oliver Marshall

TEBAY



The layout is designed to fit an 8" x 6" picture frame. Trim just above the dotted line for 6" height.
There are central marks .. and || , top and bottom respectively to help measure the required width on A4; 4" on either side.

DUDDON DASH

SEDBERGH



FRA Challenge
2025

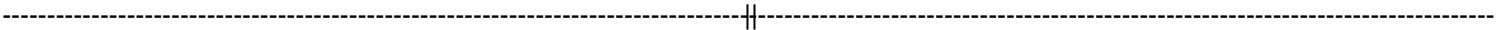
CLOUGH PIKE

EDALE

Ambleside AC

Ted McAleese

TEBAY



The layout is designed to fit an 8" x 6" picture frame. Trim just above the dotted line for 6" height.
There are central marks .. and || , top and bottom respectively to help measure the required width on A4; 4" on either side.

DUDDON DASH

SEDBERGH



FRA Challenge
2025

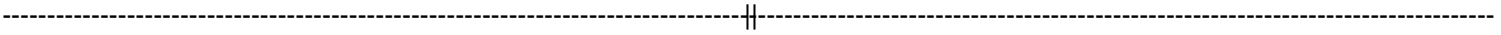
CLOUGH PIKE

EDALE

Ambleside AC

Lewis McKim

TEBAY



The layout is designed to fit an 8" x 6" picture frame. Trim just above the dotted line for 6" height.
There are central marks .. and || , top and bottom respectively to help measure the required width on A4; 4" on either side.

DUDDON DASH

SEDBERGH



FRA Challenge
2025

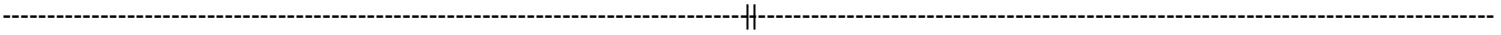
CLOUGH PIKE

EDALE

Ambleside AC

Joud Riaz

TEBAY



The layout is designed to fit an 8" x 6" picture frame. Trim just above the dotted line for 6" height.
There are central marks .. and || , top and bottom respectively to help measure the required width on A4; 4" on either side.

DUDDON DASH

SEDBERGH



FRA Challenge
2025

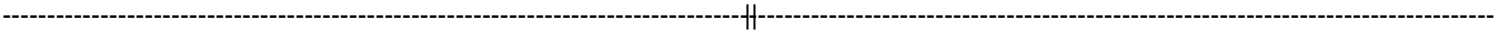
CLOUGH PIKE

EDALE

Ambleside AC

Emma Shufflebotham

TEBAY



The layout is designed to fit an 8" x 6" picture frame. Trim just above the dotted line for 6" height.
There are central marks .. and || , top and bottom respectively to help measure the required width on A4; 4" on either side.

DUDDON DASH

SEDBERGH



FRA Challenge
2025

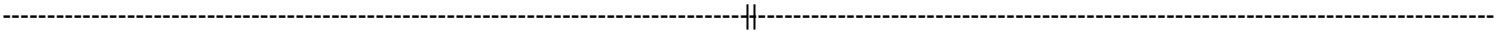
CLOUGH PIKE

EDALE

Ambleside AC

Nieve Stephenson

TEBAY



The layout is designed to fit an 8" x 6" picture frame. Trim just above the dotted line for 6" height.
There are central marks .. and || , top and bottom respectively to help measure the required width on A4; 4" on either side.

DUDDON DASH

SEDBERGH



FRA Challenge
2025

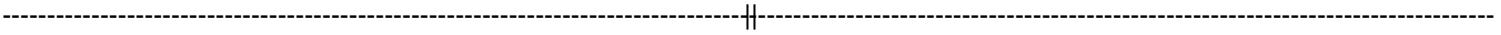
CLOUGH PIKE

EDALE

Ambleside AC

Seve Stephenson

TEBAY



The layout is designed to fit an 8" x 6" picture frame. Trim just above the dotted line for 6" height.
There are central marks .. and || , top and bottom respectively to help measure the required width on A4; 4" on either side.

DUDDON DASH

SEDBERGH



FRA Challenge
2025

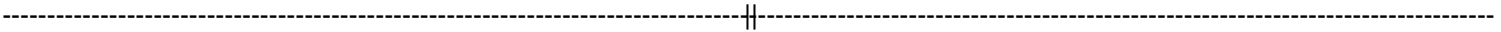
CLOUGH PIKE

EDALE

Ambleside AC

Isaac Taylforth

TEBAY



The layout is designed to fit an 8" x 6" picture frame. Trim just above the dotted line for 6" height.
There are central marks .. and || , top and bottom respectively to help measure the required width on A4; 4" on either side.

DUDDON DASH

SEDBERGH



FRA Challenge
2025

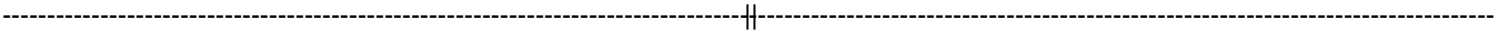
CLOUGH PIKE

EDALE

Ambleside AC

Wilfred Waight

TEBAY



The layout is designed to fit an 8" x 6" picture frame. Trim just above the dotted line for 6" height.
There are central marks .. and || , top and bottom respectively to help measure the required width on A4; 4" on either side.

DUDDON DASH

SEDBERGH



FRA Challenge
2025

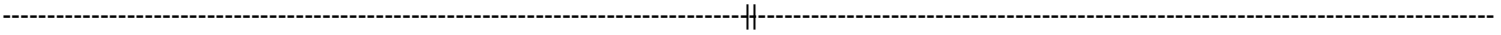
CLOUGH PIKE

EDALE

Ambleside AC

Teigan Wilcock

TEBAY



The layout is designed to fit an 8" x 6" picture frame. Trim just above the dotted line for 6" height.
There are central marks .. and || , top and bottom respectively to help measure the required width on A4; 4" on either side.

DUDDON DASH

SEDBERGH



FRA Challenge
2025

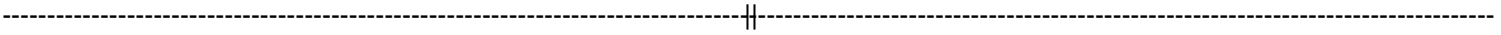
CLOUGH PIKE

EDALE

Ambleside AC

Matt Wild-Garcia

TEBAY



The layout is designed to fit an 8" x 6" picture frame. Trim just above the dotted line for 6" height.
There are central marks .. and || , top and bottom respectively to help measure the required width on A4; 4" on either side.