

DUDDON DASH

SEDBERGH



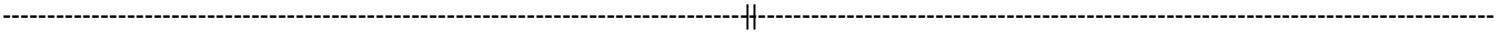
FRA Challenge
2025

CLOUGH PIKE

EDALE

Pennine FR

TEBAY



The layout is designed to fit an 8" x 6" picture frame. Trim just above the dotted line for 6" height.
There are central marks .. and || , top and bottom respectively to help measure the required width on A4; 4" on either side.

DUDDON DASH

SEDBERGH



FRA Challenge
2025

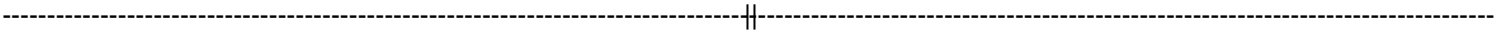
CLOUGH PIKE

EDALE

Pennine FR

Findlay Mercer

TEBAY



The layout is designed to fit an 8" x 6" picture frame. Trim just above the dotted line for 6" height.
There are central marks .. and || , top and bottom respectively to help measure the required width on A4; 4" on either side.

DUDDON DASH

SEDBERGH



FRA Challenge
2025

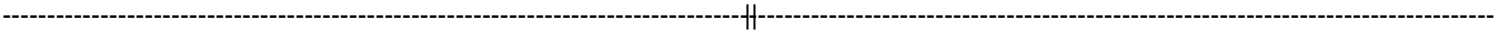
CLOUGH PIKE

EDALE

Pennine FR

Rory Mercer

TEBAY



The layout is designed to fit an 8" x 6" picture frame. Trim just above the dotted line for 6" height.
There are central marks .. and || , top and bottom respectively to help measure the required width on A4; 4" on either side.

DUDDON DASH

SEDBERGH



FRA Challenge
2025

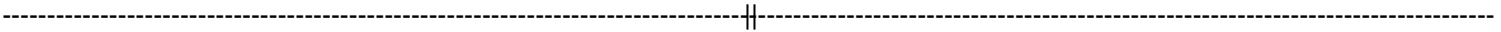
CLOUGH PIKE

EDALE

Pennine FR

Luca Owen

TEBAY



The layout is designed to fit an 8" x 6" picture frame. Trim just above the dotted line for 6" height.
There are central marks .. and || , top and bottom respectively to help measure the required width on A4; 4" on either side.

DUDDON DASH

SEDBERGH



FRA Challenge
2025

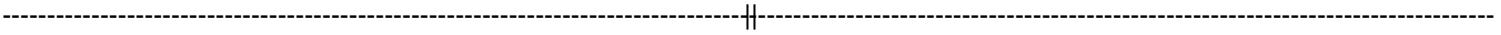
CLOUGH PIKE

EDALE

Pennine FR

Arlo Steen

TEBAY



The layout is designed to fit an 8" x 6" picture frame. Trim just above the dotted line for 6" height.
There are central marks .. and || , top and bottom respectively to help measure the required width on A4; 4" on either side.

DUDDON DASH

SEDBERGH



FRA Challenge
2025

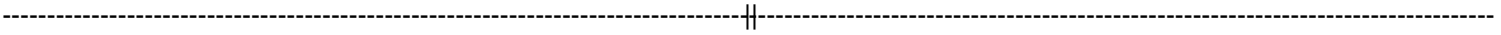
CLOUGH PIKE

EDALE

Pennine FR

Finley Wildman

TEBAY



The layout is designed to fit an 8" x 6" picture frame. Trim just above the dotted line for 6" height.
There are central marks .. and || , top and bottom respectively to help measure the required width on A4; 4" on either side.

DUDDON DASH

SEDBERGH



FRA Challenge
2025

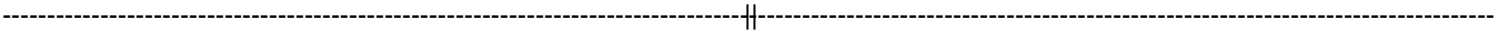
CLOUGH PIKE

EDALE

Pennine FR

Freya Wildman

TEBAY



The layout is designed to fit an 8" x 6" picture frame. Trim just above the dotted line for 6" height.
There are central marks .. and || , top and bottom respectively to help measure the required width on A4; 4" on either side.