

DUDDON DASH

SEDBERGH



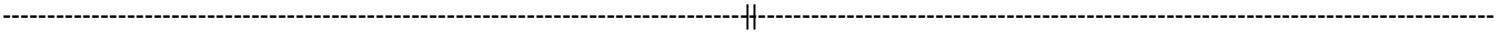
FRA Challenge  
2025

CLOUGH PIKE

EDALE

**Helm Hill**

TEBAY



The layout is designed to fit an 8" x 6" picture frame. Trim just above the dotted line for 6" height.  
There are central marks .. and || , top and bottom respectively to help measure the required width on A4; 4" on either side.

DUDDON DASH

SEDBERGH



FRA Challenge  
2025

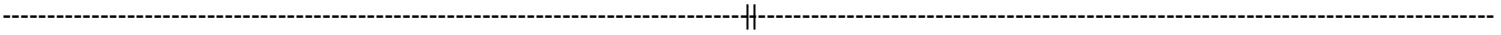
CLOUGH PIKE

EDALE

**Helm Hill**

*Callum Ainsworth*

TEBAY



The layout is designed to fit an 8" x 6" picture frame. Trim just above the dotted line for 6" height.  
There are central marks .. and || , top and bottom respectively to help measure the required width on A4; 4" on either side.

DUDDON DASH

SEDBERGH



FRA Challenge  
2025

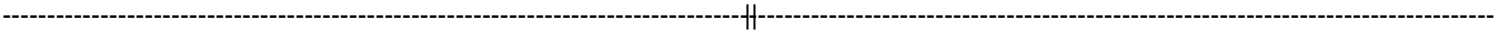
CLOUGH PIKE

EDALE

# Helm Hill

*Jesse Bibby*

TEBAY



The layout is designed to fit an 8" x 6" picture frame. Trim just above the dotted line for 6" height.  
There are central marks .. and || , top and bottom respectively to help measure the required width on A4; 4" on either side.

DUDDON DASH

SEDBERGH



FRA Challenge  
2025

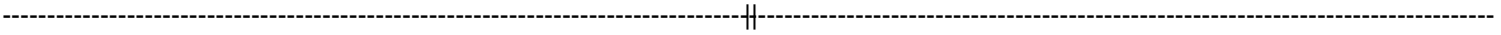
CLOUGH PIKE

EDALE

**Helm Hill**

*Charlie Blackburn*

TEBAY



The layout is designed to fit an 8" x 6" picture frame. Trim just above the dotted line for 6" height.  
There are central marks .. and || , top and bottom respectively to help measure the required width on A4; 4" on either side.

DUDDON DASH

SEDBERGH



FRA Challenge  
2025

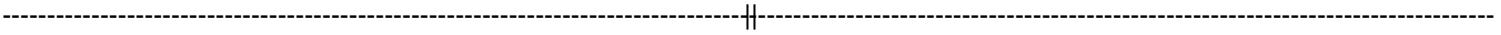
CLOUGH PIKE

EDALE

**Helm Hill**

*George Blackburn*

TEBAY



The layout is designed to fit an 8" x 6" picture frame. Trim just above the dotted line for 6" height.  
There are central marks .. and || , top and bottom respectively to help measure the required width on A4; 4" on either side.

DUDDON DASH

SEDBERGH



FRA Challenge  
2025

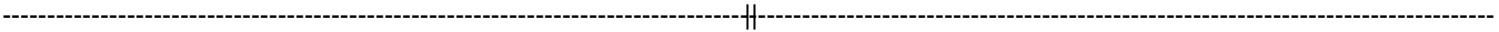
CLOUGH PIKE

EDALE

**Helm Hill**

*Thomas Blackburn*

TEBAY



The layout is designed to fit an 8" x 6" picture frame. Trim just above the dotted line for 6" height.  
There are central marks .. and || , top and bottom respectively to help measure the required width on A4; 4" on either side.

DUDDON DASH

SEDBERGH



FRA Challenge  
2025

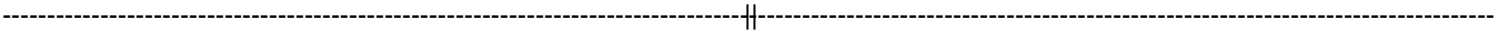
CLOUGH PIKE

EDALE

**Helm Hill**

*Isla Dalton*

TEBAY



The layout is designed to fit an 8" x 6" picture frame. Trim just above the dotted line for 6" height.  
There are central marks .. and || , top and bottom respectively to help measure the required width on A4; 4" on either side.

DUDDON DASH

SEDBERGH



FRA Challenge  
2025

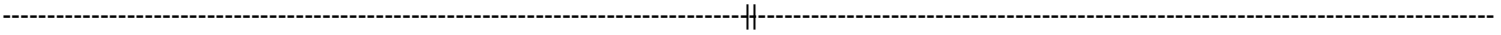
CLOUGH PIKE

EDALE

**Helm Hill**

*Eloise Gibson*

TEBAY



The layout is designed to fit an 8" x 6" picture frame. Trim just above the dotted line for 6" height.  
There are central marks .. and || , top and bottom respectively to help measure the required width on A4; 4" on either side.



DUDDON DASH

SEDBERGH



FRA Challenge  
2025

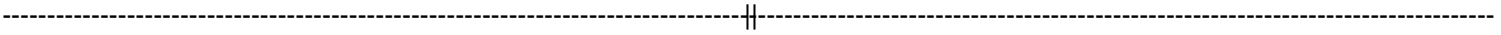
CLOUGH PIKE

EDALE

**Helm Hill**

*Martha Goadby*

TEBAY



The layout is designed to fit an 8" x 6" picture frame. Trim just above the dotted line for 6" height.  
There are central marks .. and || , top and bottom respectively to help measure the required width on A4; 4" on either side.

DUDDON DASH

SEDBERGH



FRA Challenge  
2025

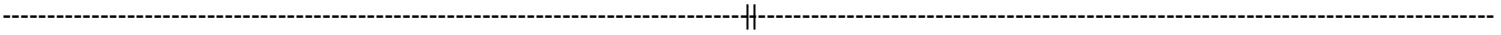
CLOUGH PIKE

EDALE

**Helm Hill**

*Lyra Haslett*

TEBAY



The layout is designed to fit an 8" x 6" picture frame. Trim just above the dotted line for 6" height.  
There are central marks .. and || , top and bottom respectively to help measure the required width on A4; 4" on either side.

DUDDON DASH

SEDBERGH



FRA Challenge  
2025

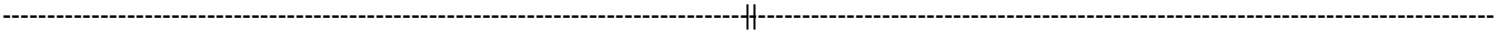
CLOUGH PIKE

EDALE

**Helm Hill**

*Olwyn Haslett*

TEBAY



The layout is designed to fit an 8" x 6" picture frame. Trim just above the dotted line for 6" height.  
There are central marks .. and || , top and bottom respectively to help measure the required width on A4; 4" on either side.

DUDDON DASH

SEDBERGH



FRA Challenge  
2025

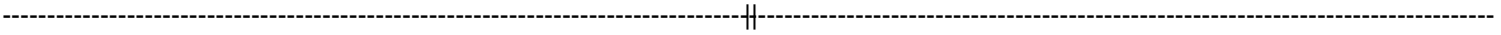
CLOUGH PIKE

EDALE

**Helm Hill**

*Harris Hoyle*

TEBAY



The layout is designed to fit an 8" x 6" picture frame. Trim just above the dotted line for 6" height.  
There are central marks .. and || , top and bottom respectively to help measure the required width on A4; 4" on either side.

DUDDON DASH

SEDBERGH



FRA Challenge  
2025

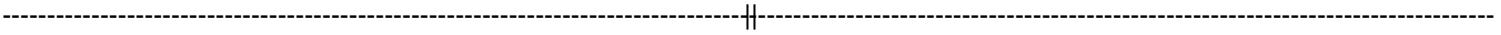
CLOUGH PIKE

EDALE

**Helm Hill**

*Toby Lawton*

TEBAY



The layout is designed to fit an 8" x 6" picture frame. Trim just above the dotted line for 6" height.  
There are central marks .. and || , top and bottom respectively to help measure the required width on A4; 4" on either side.

DUDDON DASH

SEDBERGH



FRA Challenge  
2025

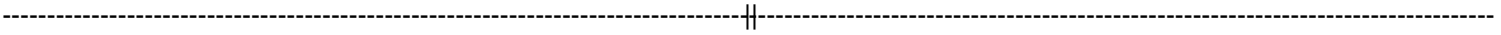
CLOUGH PIKE

EDALE

**Helm Hill**

*Elliot Lowrie*

TEBAY



The layout is designed to fit an 8" x 6" picture frame. Trim just above the dotted line for 6" height.  
There are central marks .. and || , top and bottom respectively to help measure the required width on A4; 4" on either side.

DUDDON DASH

SEDBERGH



FRA Challenge  
2025

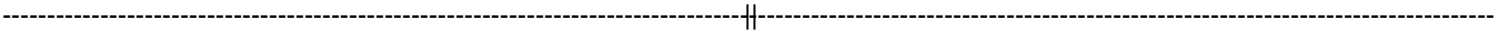
CLOUGH PIKE

EDALE

**Helm Hill**

*Pippa Morphet*

TEBAY



The layout is designed to fit an 8" x 6" picture frame. Trim just above the dotted line for 6" height.  
There are central marks .. and || , top and bottom respectively to help measure the required width on A4; 4" on either side.

DUDDON DASH

SEDBERGH



FRA Challenge  
2025

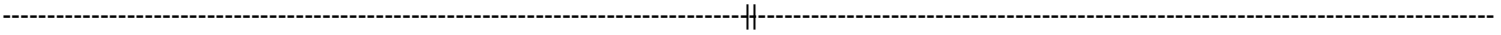
CLOUGH PIKE

EDALE

# Helm Hill

*Emilia Nunns*

TEBAY



The layout is designed to fit an 8" x 6" picture frame. Trim just above the dotted line for 6" height.  
There are central marks .. and || , top and bottom respectively to help measure the required width on A4; 4" on either side.



DUDDON DASH

SEDBERGH



FRA Challenge  
2025

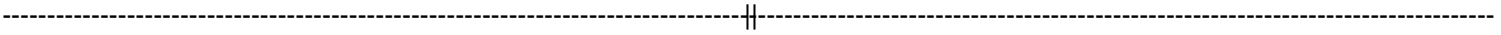
CLOUGH PIKE

EDALE

**Helm Hill**

*Gabriel Parsons*

TEBAY



The layout is designed to fit an 8" x 6" picture frame. Trim just above the dotted line for 6" height.  
There are central marks .. and || , top and bottom respectively to help measure the required width on A4; 4" on either side.

DUDDON DASH

SEDBERGH



FRA Challenge  
2025

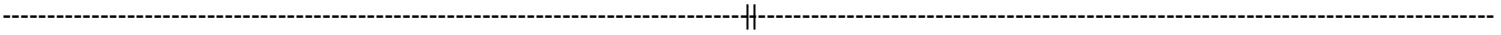
CLOUGH PIKE

EDALE

**Helm Hill**

*Ivan Parsons*

TEBAY



The layout is designed to fit an 8" x 6" picture frame. Trim just above the dotted line for 6" height.  
There are central marks .. and || , top and bottom respectively to help measure the required width on A4; 4" on either side.

DUDDON DASH

SEDBERGH



FRA Challenge  
2025

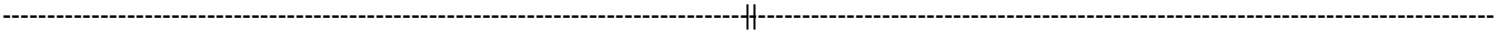
CLOUGH PIKE

EDALE

**Helm Hill**

*Fergus Plant*

TEBAY



The layout is designed to fit an 8" x 6" picture frame. Trim just above the dotted line for 6" height.  
There are central marks .. and || , top and bottom respectively to help measure the required width on A4; 4" on either side.

DUDDON DASH

SEDBERGH



FRA Challenge  
2025

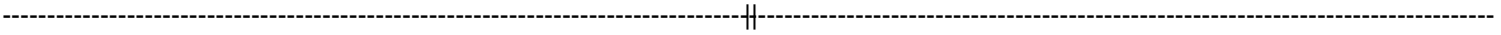
CLOUGH PIKE

EDALE

**Helm Hill**

*Elliot Price*

TEBAY



The layout is designed to fit an 8" x 6" picture frame. Trim just above the dotted line for 6" height.  
There are central marks .. and || , top and bottom respectively to help measure the required width on A4; 4" on either side.

DUDDON DASH

SEDBERGH



FRA Challenge  
2025

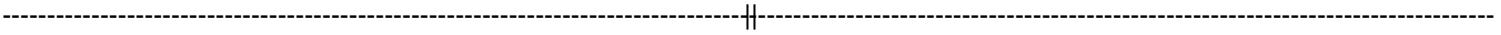
CLOUGH PIKE

EDALE

**Helm Hill**

*Elena Procter*

TEBAY



The layout is designed to fit an 8" x 6" picture frame. Trim just above the dotted line for 6" height.  
There are central marks .. and || , top and bottom respectively to help measure the required width on A4; 4" on either side.

DUDDON DASH

SEDBERGH



FRA Challenge  
2025

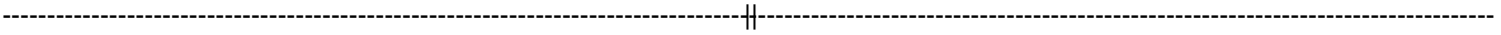
CLOUGH PIKE

EDALE

Helm Hill

*Arlo Sillito*

TEBAY



The layout is designed to fit an 8" x 6" picture frame. Trim just above the dotted line for 6" height.  
There are central marks .. and || , top and bottom respectively to help measure the required width on A4; 4" on either side.

DUDDON DASH

SEDBERGH



FRA Challenge  
2025

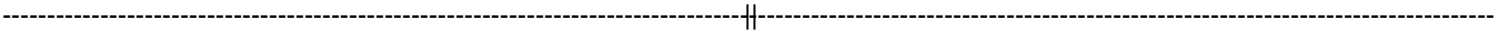
CLOUGH PIKE

EDALE

Helm Hill

*Mila Sillito*

TEBAY



The layout is designed to fit an 8" x 6" picture frame. Trim just above the dotted line for 6" height.  
There are central marks .. and || , top and bottom respectively to help measure the required width on A4; 4" on either side.

DUDDON DASH

SEDBERGH



FRA Challenge  
2025

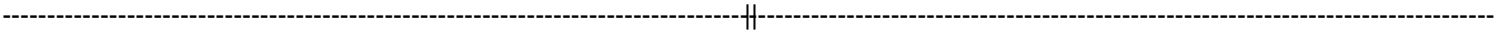
CLOUGH PIKE

EDALE

**Helm Hill**

*Charlie Summerfield*

TEBAY



The layout is designed to fit an 8" x 6" picture frame. Trim just above the dotted line for 6" height.  
There are central marks .. and || , top and bottom respectively to help measure the required width on A4; 4" on either side.



DUDDON DASH

SEDBERGH



FRA Challenge  
2025

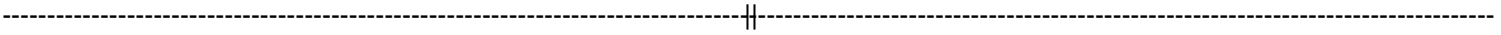
CLOUGH PIKE

EDALE

# Helm Hill

*Oliver Tinnion*

TEBAY



The layout is designed to fit an 8" x 6" picture frame. Trim just above the dotted line for 6" height.  
There are central marks .. and || , top and bottom respectively to help measure the required width on A4; 4" on either side.